

LP304 Series

Loop Power Sensor, Acceleration, 4-20 mA Output, Side Exit Connector/Cable

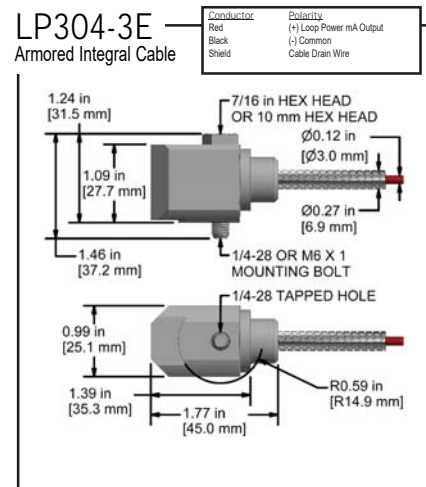
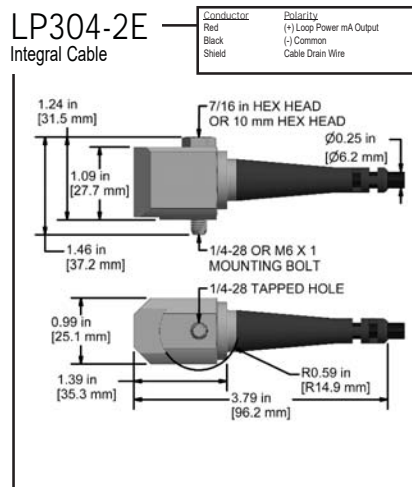
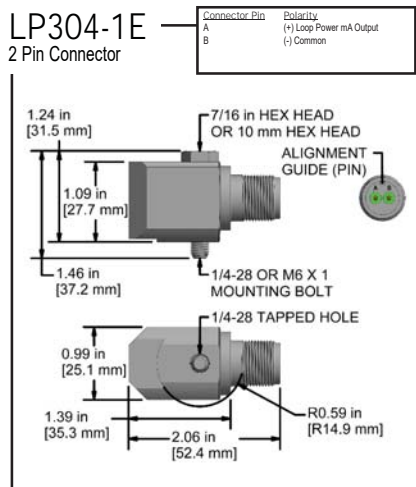


Actual Product Size Shown

Product Features

Acceleration Output for Higher Frequency Applications

- Peak and RMS Outputs Available
- Enables Vibrational Alarms for Process Control
- Outputs to PLC, DCS, SCADA



Specifications	Standard	Metric
Output, 4-20 mA	See Selection Guide	
Measurement Range		
Tolerances		
4 mA	(± 5%)	
20 mA	(± 10%)	
Electrical		
Settling Time (Turn on Time) @ Room Temp (68°F/20°C)	<30 Seconds	
Power Requirement (Loop Powered) Voltage Source	15-30 VDC	
Electrical Case Isolation	>10 ⁸ ohm	
Environmental		
Temperature Range	-40 to 212°F	-40 to 100°C
Electromagnetic Sensitivity	CE	
Sealing	IP68	
Submersible Depth (LP304-2C/3C)	200 ft.	60 m

Specifications	Standard	Metric
Physical		
Sensing Element	PZT Ceramic	
Sensing Structure	Shear Mode	
Weight (without cable)	4.9 oz	140 grams
Case Material	316L Stainless Steel	
Mounting Hole	1/4-28	
Connector (LP304-1E)	2 Pin MIL-C-5015	
Integral Cable (LP304-2E)	Polyurethane Jacketed Cable	
Armored Cable (LP304-3E)	Armor Jacketed Cable	
Mechanical		
Mounting Torque	2 to 5 ft. lbs.	2,7 to 6,8 Nm
Supplied Accessories		
Mounting Hardware	1/4-28 Captive Bolt	M6x1 Captive Bolt
Calibration Certificate	Current Output @ 100 Hz	

Ordering Information



Stud Type	Measurement Range	Range Type	Frequency Range +/- 3dB	Style	Cable/Armor Lengths
M = M6x1 (blank for 1/4-28)	0 = 0-1 g 2 = 0-2 g 5 = 0-5 g 10 = 0-10 g 20 = 0-20 g	R = RMS P = Peak	1 = 600-60,000 CPM (10-1000 Hz) 2 = 180-150,000 CPM (3-2500 Hz) 3 = 180-60,000 CPM (3-1000 Hz) 4 = 180-300,000 CPM (3-5000 Hz)	1E = 2 Pin MIL C-5015 2E = Integral Cable 3E = Armor Jacket	Component Cables Ordered Separately / [] - Z Cable Length (in Feet) / [] / [] - Z Maximum Armor Length 100 ft. (30 m) Cable Length (in Feet)

Lifetime Warranty on Materials & Workmanship