


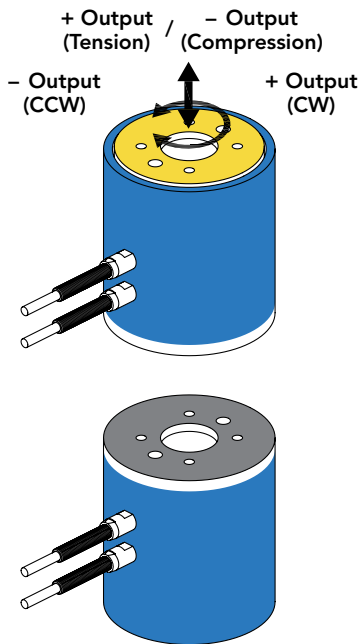




FEATURES

- Strain gauge based
- Aluminum construction
- Ideal for auditing the torque of aircraft control columns
- Ideal for propeller efficiency characterization

-  Non-loading surface, do not contact
-  Active End
-  Fixed End



SPECIFICATIONS

PERFORMANCE

Nonlinearity	±0.25% of RO
Hysteresis	±0.25% of RO
Nonrepeatability	±0.05% of RO

ELECTRICAL

Rated Output (RO)	2 mV/V nom (50–150 lb) 3 mV/V nom (200 lb)
Excitation (VDC or VAC)	18 max
Bridge Resistance	350 Ohm
Insulation Resistance	≥500 MOhm @ 50 VDC
Connection	#28 AWG, 4 conductor, braided shielded PVC cable, 10 ft [3 m] long
Wiring Code	WC1

MECHANICAL

Weight (approximate)	6.5 oz (184 g)
Safe Overload	150% of RO (50–150 lb) 125% of RO (200 lb)
Material	Aluminum
IP Rating	IP40

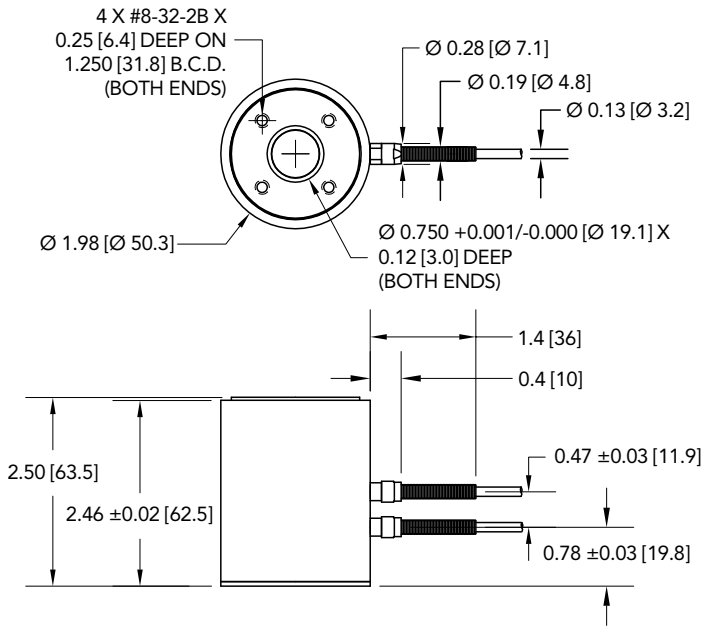
TEMPERATURE

Operating Temperature	-45 to 200°F (-42 to 93°C)
Compensated Temperature	60 to 160°F (15 to 72°C)
Temperature Shift Zero	±0.005% of RO/°F (0.01% of RO/°C)
Temperature Shift Span	±0.005% of Load/°F (0.01% of Load/°C)

CALIBRATION

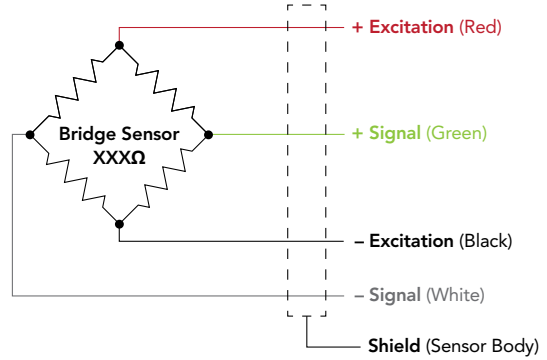
Calibration Test Excitation	10 VDC
Calibration (standard)	5-pt Compression, CW
Calibration (available)	5-pt Tension and Compression, CCW and CW
Shunt Calibration Value	60.4 kOhm (2 mV/V) 43.575 kOhm (3 mV/V)

DIMENSIONS inches [mm]



WIRING CODE (WC1 WITH SHIELD)

RED	+ EXCITATION
BLACK	- EXCITATION
GREEN	+ SIGNAL
WHITE	- SIGNAL
SHIELD	FLOATING



CAPACITIES

ITEM #	Load Capacity		Torque Capacity		Direction (in) (Fz only)	Natural Frequency (Hz) (Fz only)
	lb	N	in-lb	Nm		
FSH04259	50	222	50	5.65	0.001	2100
FSH04260	100	444	100	11.3	0.001	2700
FSH04261	200	890	200	23	0.002	2900

Drawing Number: FI1451

FUTEK reserves the right to modify its design and specifications without notice.
Please visit www.futek.com/salesterms for complete terms and conditions.

10 Thomas, Irvine, CA 92618 USA

Tel: (949) 465-0900

Fax: (949) 465-0905

www.futek.com



U.S. Manufacturer