

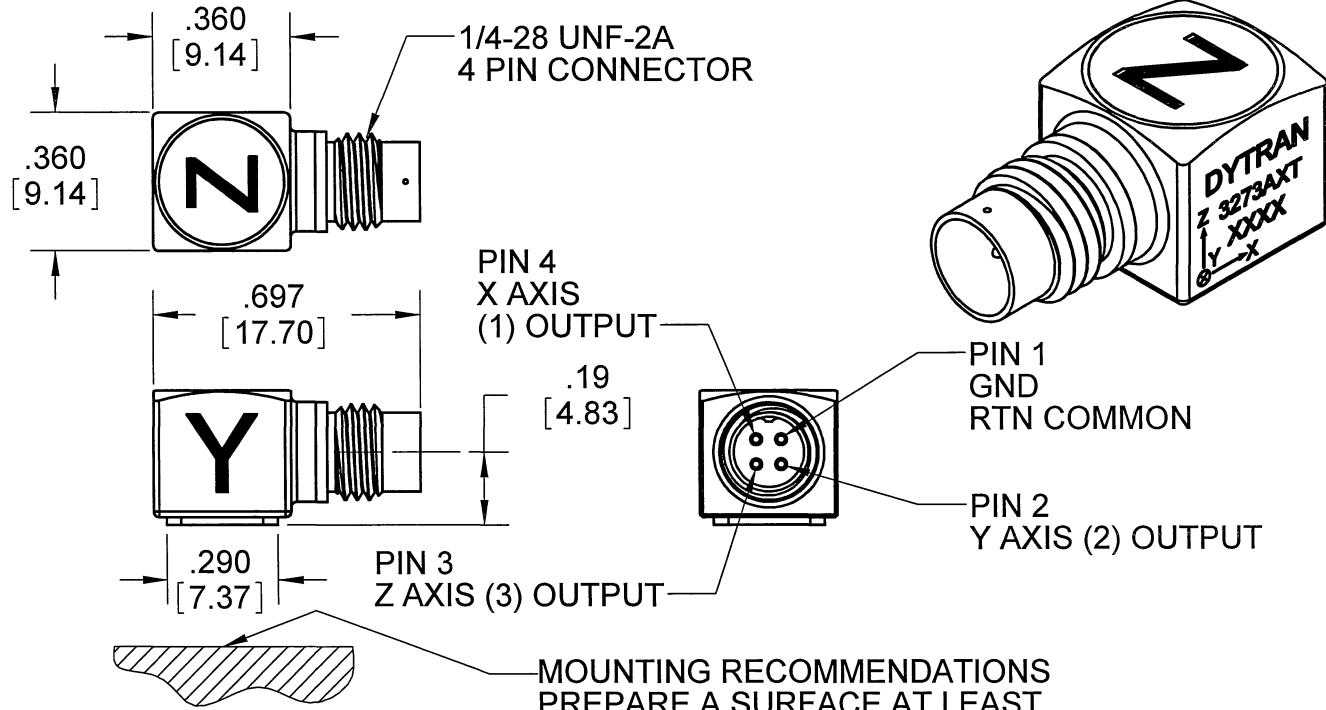
**PROPRIETARY AND CONFIDENTIAL**

THE INFORMATION CONTAINED IN THIS DRAWING IS THE SOLE PROPERTY OF DYTRAN INSTRUMENTS INC. ANY REPRODUCTION IN PART OR AS A WHOLE WITHOUT THE WRITTEN PERMISSION OF DYTRAN INSTRUMENTS, INC. IS PROHIBITED

**REVISIONS**

REV	ECN	DESCRIPTION	BY/DATE	CHK	APPR
B	7027	ADDED NOTE 4	JS 08/18/10		

MODEL	SENSITIVITY
3273A1T	10mV/G
3273A2T	100mV/G
3273A4T	50mV/G



4. TO MATE CABLE TO CONNECTOR INSERT PLUG AND ENGAGE KEYWAY BEFORE TURNING COUPLING NUT.
  3. HOUSING/CONNECTOR MATERIAL: TITANIUM
  2. ARROWS INDICATE DIRECTIONS OF ACCELERATION FOR POSITIVE OUTPUT.
  1. WEIGHT: 3.0 GRAMS APPROXIMATELY
- NOTES: UNLESS OTHERWISE SPECIFIED.

**MOUNTING RECOMMENDATIONS**  
 PREPARE A SURFACE AT LEAST .300 BY .300. SURFACE FLATNESS MUST BE EQUAL OR BETTER THAN .0001 TIR. USE ONE DROP OF CYANOACRYLATE TO MOUNT THE ACCELEROMETER.

3273AT SERIES	USED ON	NEXT ASSY
APPLICATION		
THIRD ANGLE PROJECTION USA		

UNLESS OTHERWISE SPECIFIED:  
 INTERPRET DIM & TOL PER ASME Y14.5M - 1994.  
 REMOVE BURRS.  
 COUNTERSINK INTERNAL THDS 90° TO MAJOR DIA.  
 CHAM EXT THDS 45° TO MINOR DIA.  
 THD LENGTHS AND DEPTHS ARE FOR MIN FULL THDS.  
 THDS PER MIL-S-7742.  
 DIMENSIONS APPLY AFTER FINISHING.

ALL MACHINED SURFACES TOTAL RUNOUT WITHIN .005.  
 BREAK SHARP EDGES .005 TO .010.  
 MACHINED FILLET RADII .005 TO .015.  
 WELDING SYMBOLS PER AWS A2.4.  
 ABBREVIATIONS PER MIL-STD-12.

UNLESS OTHERWISE SPECIFIED:  
 DIMENSIONS ARE IN INCHES. DIMENSIONS IN BRACKETS [ ] ARE IN MILLIMETERS  
 TOLERANCES ARE:  
 INCHES METRIC ANGLES  
 .XX ± .03 X ± 0.8 ± 1°  
 .XXX ± .010 .XX ± 0.25

MATERIAL

FINISH

DO NOT SCALE DRAWING

CONTRACT NO.

APPROVALS		DATE
ORIG	R.A.	05/05/09
CHK	EP	05/11/09
APP	DV	05/12/09
APP		

**DYTRAN INSTRUMENTS, INC.** Chatsworth, CA

**MASTER ONLY IF IN RED**

TITLE: **OUTLINE/INSTALLATION DRAWING, MODEL 3273AT SERIES**

SIZE	CAGE CODE	DWG. NO.	REV
<b>A</b>	<b>2W033</b>	<b>127-3273AT</b>	<b>B</b>

SCALE: 4:1      SOLIDWORKS      SHEET 1 OF 1

# 3273A1T

REV H, ECN 8960, 08/10/12

# PERFORMANCE SPECIFICATION

Accelerometer, Triaxial, IEPE



Actual Size

- ULTRA LOW FREQUENCY RESPONSE
- ULTRA LOW NOISE LEVEL
- WEIGHT ONLY 3 GRAMS

### PHYSICAL

Weight	0.1	oz	3.0	grams
Mounting	Adhesive		Adhesive	
Connector [1]	4-pin	Type	4-pin	
	Ti-6 AL-4V	Material	Ti-6 AL-4V	
Housing	Ti-6 AL-4V	Material	Ti-6 AL-4V	
	Case ground	Isolation	Case ground	
Sensing Element	Ceramic	Material	Ceramic	
	Shear	Mode	Shear	

ENGLISH		SI	
Weight	0.1	oz	3.0
Mounting	Adhesive		Adhesive
Connector [1]	4-pin	Type	4-pin
	Ti-6 AL-4V	Material	Ti-6 AL-4V
Housing	Ti-6 AL-4V	Material	Ti-6 AL-4V
	Case ground	Isolation	Case ground
Sensing Element	Ceramic	Material	Ceramic
	Shear	Mode	Shear

### PERFORMANCE

Sensitivity, ±10% [2]	10	mV/g	1.02	mV/m/s <sup>2</sup>
Acceleration Range	500	Gpeak	4905	m/s <sup>2</sup> peak
Frequency Range, ±15%	.3-10,000	Hz	.3-10,000	Hz
Frequency Range, ± 5%	.5 - 3000	Hz	.5 - 3000	Hz
Resonance Frequency	>24	kHz	>24	kHz
Phase Response, ± 5°	2.3 to 3000	Hz	2.3 to 3000	Hz
Linearity [3]	1	%F.S.	1	%F.S.
Transverse Sensitivity Max	5	%	5	%
Noise floor, Max	0.003	Grms	0.029	m/s <sup>2</sup> rms
Spectral Noise				
	1Hz	629	μGrms/sqr(Hz)	6166
	10Hz	110	μGrms/sqr(Hz)	1074
	100Hz	67	μGrms/sqr(Hz)	657
	1000Hz	31	μGrms/sqr(Hz)	304
	10000Hz	16	μGrms/sqr(Hz)	157

### ELECTRICAL

Supply Current Range [4]	2 to 20	mA	2 to 20	mA
Compliance Voltage Range	+18 to +30	VDC	+18 to +30	VDC
Output Impedance, Typ.	100	Ω	100	Ω
Output Bias Voltage	11 - 13	VDC	11 - 13	VDC
Discharge Time Constant.	0.5 to 1.5	sec	0.5 to 1.5	sec

### ENVIRONMENTAL

Shock Max	5000	g pk	49050	m/s <sup>2</sup>
Vibration Max	3000	g pk	29430	m/s <sup>2</sup>
Operating Temperature	-60 to +225	°F	-51 to +107	°C
TEDS Operation Temperature	-40 to +185	°F	-40 to +85	°C
Seal	Hermetic		Hermetic	
Magnetic Sensitivity at 100 Gauss	0.000013	g/Gauss	0.00013	m/s <sup>2</sup> /Gauss
Base Strain Sensitivity	0.06	g/με	0.59	m/s <sup>2</sup> /με
TEDS feature	IEEE 1451.4		IEEE 1451.4	

### This family also includes:

Model	Sensitivity (mV/g)	Range (Gpeak)	Resolution (Grms)	Oper. Temp(°F)	TC
3273A2T	100	50	0.00095	-60 to +165	0.5 - 1.5
3273A4T	50	100	0.002	-60 to +200	0.5 - 1.5

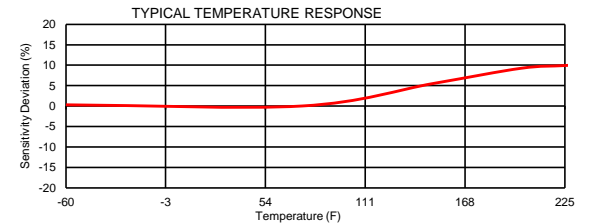
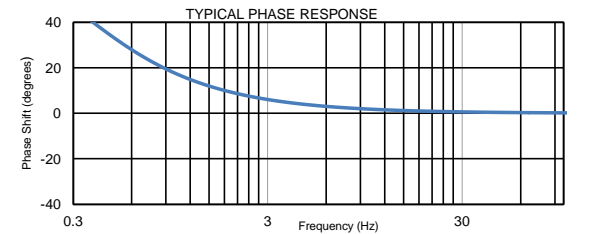
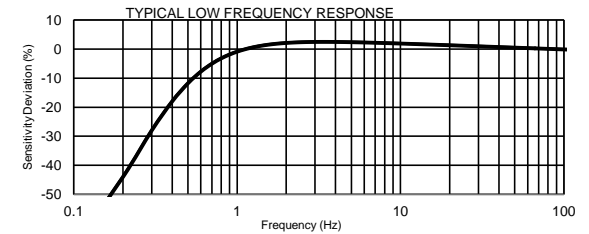
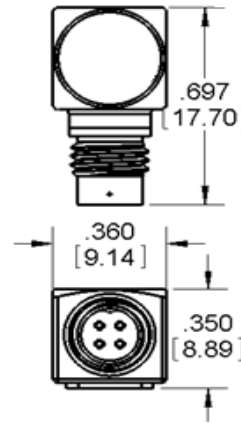
Please, refer to the performance specifications of the products in this family for detailed description

### Supplied Accessories:

- 1) Accredited calibration certificate (ISO 17025)

### Notes:

- [1] Glass to metal Seal connector. Mates with Dytran cable model 6811AXX or 6824AXX (XX=length in feet)
- [2] Measured at 100 Hz, 5 Grms per ISA RP 37.2
- [3] Linearity is % of specified full scale (or any less full-scale range), zero-based best fit straight line method.
- [4] Do not apply power to this device without current limiting, 20mA Max, to do so will destroy the integral IC amplifier
- [5] In the interest of constant product improvement, we reserve the right to change specifications without notice.



Units on the line drawing are in inches, units in brackets are in millimeters. Refer to 127-3273AT for more information.



21592 Marilla Street, Chatsworth, California 91311 Phone: 818.700.7818 Fax:818.700.7880  
[www.dytran.com](http://www.dytran.com) For permission to reprint this content, please contact [info@dytran.com](mailto:info@dytran.com)